



YOUR A600: CONFIGURED TO YOUR PREFERENCES

1 A600 OPTIONS

- First shot
- Second bean grinder
- Bean hopper: 1 × 2 kg, 2 × 1.2 kg or 2 × 0.6 kg, lockable
- One or two separate powder dosing systems 0,6 kg or 1,2 kg (for chocolate or milk powder), lockable
- Coffee grounds ejector
- Cup sensor
- Raised feet (100 mm)
- Steam spout (S1), Autosteam (S2) (enhanced milk foaming) or Autosteam Pro (S3) (automatic milk foaming)
- Second milk type (only with the SU12)

2 MILK SYSTEMS

- FoamMaster™ (FM): hot and cold milk and milk foam, individually adjustable consistency, integrated cleaning system
- Milk system (MS): hot and cold milk and warm milk foam, exact dosing via milk pump

2 CLEANING SYSTEMS

- CleanMaster (CM): fully automatic cleaning system with integrated cleaning cartridge. For outstanding hygiene and unbeatable simplicity, efficiency, and convenience.
- EasyClean (EC): automatic cleaning system with manual addition of the cleaning fluid. Perfect hygiene in just a few steps.

3 FLAVOR STATION

Automatic dosing station for up to three flavors.

4 ACCOUNTING SYSTEM

Can be used for various payment methods, e.g. with coins, card. Ideally suited to public/private vending applications.

5 CUP WARMER

With four heatable trays.



COLORS
 ■ Black/chrome
 ■ Anthracite/chrome

FLEXIBILITY

Our product portfolio allows various assembly options – tailored to your needs.



A600

Be it thirsty customers pouring into a café or hotel guests that prefer making their own coffee, the A600 can handle large groups of customers while producing a wide variety of premium drinks. And with optional features like iQFlow™ and FoamMaster™ – not to mention our easy-to-use interactive touch screen – baristas and customers alike can make any coffee they wish: with a machine that knows how to get the most out of its coffee beans. In addition, the A600's fully automatic cleaning system means you can be sure the strictest hygiene standards are always met – giving you more time to focus on providing the best customer service possible.

CAPACITY*	SINGLE	PARALLEL
Espresso	150	194
Cappuccino	98	160
Coffee	100	121
Hot water	164	

*Cups per hour according to DIN 18873



CLEANMASTER
Fully automatic cleaning process meeting highest hygiene standards



TOUCH SCREEN
Practical 8-inch touch screen for simple, easy operation



FOAMMASTER™
For perfect foam, every time



MAKE IT WONDERFUL

Franke Kaffeemaschinen AG
cs-info.ch@franke.com

Franke Coffee Systems GmbH
cs-info.de@franke.com

Franke Coffee Systems Americas
cs-coffeesales.us@franke.com

Franke Coffee Systems UK
sales@Frankecoffeesystems.co.uk



coffee.franke.com

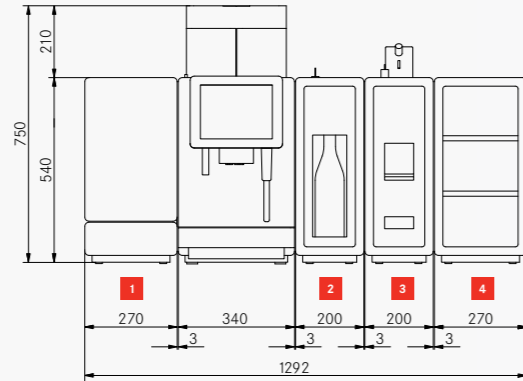


MAKE IT WONDERFUL

TECHNICAL DATA

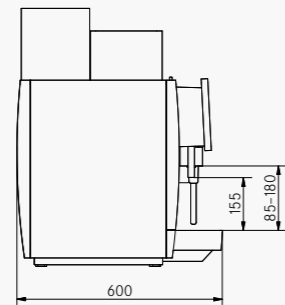
MACHINE MODELS

Model	Power
A600	220-240V 1LNPE 50/60Hz 2.4-2.8kW (13/15/16* A)
A600 MS EC	220 V 1LNPE 50 Hz 2.4 kW (16 A)
A600 FM EC	200-240V 1LNPE 50/60Hz 2.4-2.8kW (13/15/16* A)
	380-415V 3LNPE 50/60Hz 6.3-7.5 kW (16 A)
	220-240V 1LNPE 50/60Hz 4.4-5.0 kW (30 A)
	220-240V 3LPE 50/60 Hz 5.6-7.9 kW (30 A)
	200 V 2LPE 50/60 Hz 2.0 kW (15 A)
	200 V 2LPE 50/60 Hz 4.5 kW (30 A)
	200 V 3LPE 50/60 Hz 6.8 kW (30 A)
	220 V 1LNPE 50 Hz 2.4 kW (16 A)
	380 V 3LNPE 50 Hz 6.3 kW (16 A)
	200-220 V 2LPE 60 Hz 4.5-5.3 kW (30 A)
Dimensions	340 mm / 750 mm / 600 mm (W/H/D)
Weight (empty)	approx. 38 kg
A600 FM CM	220-220 V 2LPE 60 Hz 4.5-5.3 kW (30 A)
	230 V 1LNPE 50/60 Hz 2.1-2.3 kW (10 A)
	200 V 2LPE 50/60 Hz 2.0 kW (15 A)
SU05 CM	220-240 VAC, 1L N PE, 1950-2300 W, 50-60 Hz, 10 Á (EU)
	120 VAC, 1L PE, 1400 W, 60 Hz, 15 Á (USA)
Dimensions	340 mm / 613 mm / 560 mm (W / H / D)
Weight (empty)	(FM CM incl. SU05 CM)
Colors	approx. 64 kg (FM CM incl. SU05 CM) Black or anthracite



WATER CONNECTION

Fixed water connection	Metal hose with union nut G3/8", L = 1500 mm
Water supply line	If possible on installation side: untreated water of drinking water quality (not from household decalcification system)
Water pressure	80-800 kPa (0.8-8.0 bar)
Flowrate	>0.1l/sec
Water temperature	<25°C
Total hardness	4-8 °dH GH (German total hardness) / 7-14 °fH GH (French total hardness) / 70-140 ppm (mg/l)
Carbonate hardness	3-6 °dH KH (carbonate hardness) / 50-105 ppm (mg/l)
Acid content/pH value	6.5-7.5 pH
Chlorine content	<0.5 mg/l
Internal Water Tank	Only available for A600 without MS/FM milk system or A600 MS EC with KE200, SU05 connection Built-in water tank: 4.0 liters, level monitoring with filter cartridge Claris Drip tray 3,0 liters, level monitoring

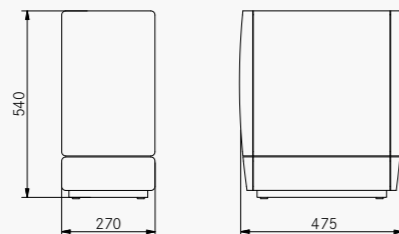


WATER DRAIN

Drain hose	Dia. = 16 mm, L = 2000 mm
------------	---------------------------

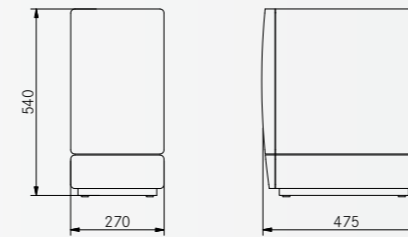
ADD-ON UNITS

1 REFRIGERATION UNIT	SU05 EC (5 I)
Electrical connection	220-240 V 1LNPE 50/60 Hz 0.72 A (10 A)
	120 V 1LNPE 60 Hz 1.5 A (10 A)
	220 V 1LNPE 50 Hz 0.72 A (10 A)
	100 V 1LNPE 50/60 Hz 1.65 A (10 A)
Dimensions	270 mm / 540 mm / 475 mm (W / H / D)
Weight (empty)	approx. 20 kg
Compatible with	Model A600 MS EC / A600 FM EC
Colors	Black or anthracite



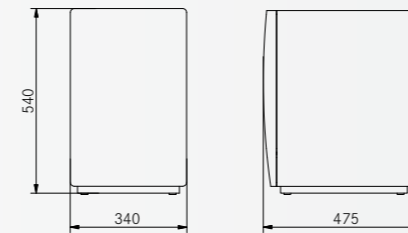
ADD-ON UNITS

1 REFRIGERATION UNIT	SU05 CM (5 I)
Electrical connection	220-240 V 1LNPE 50/60 Hz 1.95-2.3 kW (10 A)
	120 V 1LNPE 60 Hz 1.44 kW (15 A)
	220 V 1LNPE 50 Hz 0.72 A (10 A)
	100 V 1LNPE 50/60 Hz 1.35 kW (15 A)
Dimensions	270 mm / 540 mm / 475 mm (W / H / D)
Weight (empty)	approx. 24 kg
Compatible with	Model A600 FM CM
Colors	Black or anthracite



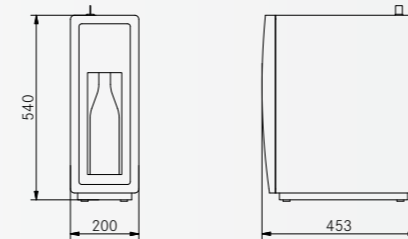
REFRIGERATION UNIT

REFRIGERATION UNIT	SU12 EC (12 I)
Electrical connection	220-240 V 1LNPE 50/60 Hz 0.72 A (10 A)
	110-127 V 1LNPE 60 Hz 1.5-1.7 A (10 A)
	220 V 1LNPE 50 Hz 0.72 A (10 A)
	100 V 1LNPE 50/60 Hz 1.7 A (10 A)
Dimensions	340 mm / 540 mm / 475 mm (W / H / D)
Weight (empty)	approx. 26 kg
Compatible with	Model A600 MS EC / A600 FM EC
Colors	Black or anthracite



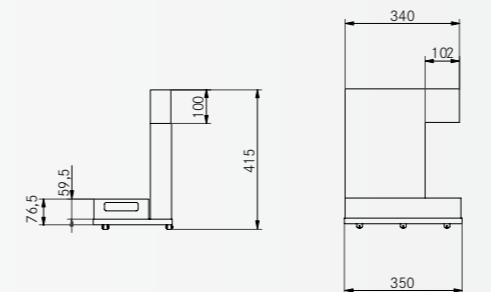
2 FLAVOR STATION

2 FLAVOR STATION	FS3
Electrical connection	100-240 V 1LNPE 50/60 Hz 75 W (10 A)
Dimensions	200 mm / 540 mm / 453 mm (W / H / D)
Weight (empty)	approx. 18 kg
Compatible with	Model A600 FM CM / A600 FM EC
Colors	Black or anthracite



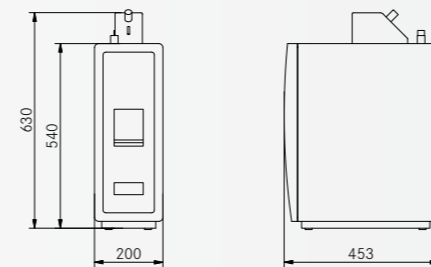
FLAVOR STATION

FLAVOR STATION	FSU3
Electrical connection	220-240 V, 1L N PE, 50 W, 50-60 Hz
Dimensions	235 mm / 415 mm / 350 mm (W / H / D)
Weight (empty)	approx. 15 kg
Compatible with	Model A600 FM CM, A600 FM EC
Colors	Stainless steel



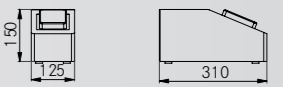
3 ACCOUNTING SYSTEM

3 ACCOUNTING SYSTEM	AC 200
Accounting systems	Coin validator, Coin changer, Cashless system
Electrical connection	85-264 V 1LNPE 50/60 Hz (10 A)
Dimensions	200 mm / 630 mm / 453 mm (W / H / D)
Weight (empty)	approx. 18 kg
Compatible with	Model A600 / A600 MS EC / A600 FM EC / A600 FM CM
Colors	Black or anthracite



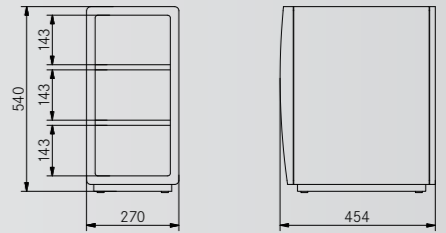
ADD-ON UNITS

ACCOUNTING SYSTEM	AC125CL
Electrical connection	85-264V 1LNPE 50/60 Hz (10A)
Dimensions	125 mm / 150 mm / 310 mm (W / H / D)
Weight (empty)	approx. 2 kg
Compatible with	Model A600 / A600 MS EC / A600 FM EC / A600 FM CM
Colors	Black



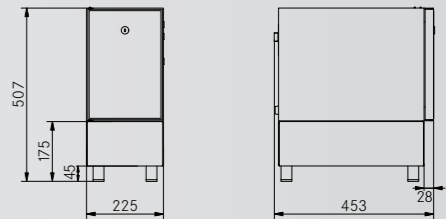
4 CUP WARMER

4 CUP WARMER	CW
Electrical connection	220-240 VAC, 1L N PE, 110-130W, 50-60 Hz
	110-127 VAC, 1L N PE, 80-130W, 50-60 Hz
	100 VAC, 1L N PE, 80W, 50-60 Hz
	220 VAC, 1L N PE, 110W, 50-60 Hz
Dimensions	270 mm / 540 mm / 454 mm (W / H / D)
Weight (empty)	approx. 20 kg
Compatible with	Model A600 / A600 MS EC / A600 FM EC / A600 FM CM
Colors	Black or anthracite



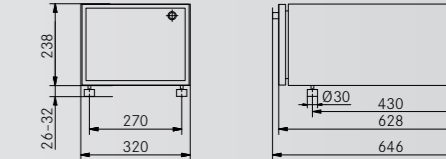
REFRIGERATION UNIT

REFRIGERATION UNIT	KE200 EC (4 I)
Electrical connection	220-240 VAC, 1L N PE, 82 W, 10 Á, 50-60 Hz
	110 VAC, 1L N PE, 1,5 Á, 60 Hz
	100 VAC, 1L N PE, 1,5 Á, 50-60 Hz
Dimensions	225 mm / 507 mm / 453 mm (W / H / D)
Weight (empty)	approx. 13 kg
Compatible with	Model A600 MS EC / A600 FM EC
Color	Stainless steel



REFRIGERATION UNIT

REFRIGERATION UNIT	UC05 EC (5 I)
Electrical connection	(Only with fix water connection available) 220-240 V 1LNPE 50/60 Hz 1.0 A (10 A)
Dimensions	320 mm / 238 mm / 646 mm (W / H / D)
Weight (empty)	approx. 27 kg
Compatible with	Model A600 MS EC (without built in water tank) / A600 FM EC
Color	Stainless steel



CHILL & CUP

CHILL & CUP	CC05 EC (5 I)
Electrical connection	200-230 VAC, 1L N PE, 150W, 50-60 Hz
	100-120 VAC, 1L N PE, 190W, 60 Hz
Dimensions	380 mm / 581 mm / 473 mm (W / H / D)
Weight (empty)	approx. 29 kg
Compatible with	Model A600 MS EC / A600 FM EC
Color	Black

