

Forced Convection Oven

Programmable Forced Air Convection Ovens

DKN302/402/602/612/812/912

Operating temp. range Room temp. +10°C~210/250/260°C

Temp. distribution accuracy ±2.5°C (at 210°C)

Internal capacity 27L DKN302 90L DKN402 150L DKN602/612 90L DKN402 535L DKN912

Standard "Best Seller" ovens - Fully programmable

Standard forced air convection ovens are programmable and come with extended functions and safety features.

Operation and functions

- DKN302/402/602/612 come with observation windows
- Programmable PID controller for easy program settings 30-step, 3-pattern program controller with repeat functions
- Fixed setting, programmed, Quick Auto stop, Auto stop, and Auto start operating modes with easy control capabilities
- Over-heating prevention, Key lock function and calibration off-set are possible with auxiliary functions

Safety features

- Self diagnosis functions (Temperature sensor abnormal, Heater disconnection, SSR-short) Automatic overheating prevention, Electric leakage breaker with over current protection, Key lock function



Specifications

Product code	212870	212871	212872	212873	212874	212875
Model	DKN302	DKN402	DKN602	DKN612	DKN812	DKN912
Circulation method	Forced air circulation					
Operating temp. range	RT+10°C to 260°C		RT+10°C to 250°C		RT +10°C to 210°C	
Temp. adjustment accuracy*1	±1°C (at 210°C) JTM K05					
Temp. distribution accuracy*1	±2.5°C (at 210°C) JTM K05					
Max. temp. reaching time*1	Approx. 90 min.		Approx. 120 min.		Approx. 60 min.	
Interior/Exterior material	Stainless steel / Cold rolled steel plate with melamine resin baking finish					
Heat insulating material	Glass wool					
Heater	Stainless pipe heater					
	0.8kW	1.2kW	1.34kW		1.2kW×2	1.5kW×2
Fan Type / Fan motor	Scirocco fan / Condenser type motor 1pc.				1pc.	2pcs.
Cable hole	30mm I.D. (on the right side) 1pc.					
Exhaust port	30mm I.D.×2 (on top)				30mm I.D.×2 (the back)	
Observation window	180×180mm Chemical strengthening glass×3	250×280mm Chemical strengthening glass×3			None	
Temp. controller	PID control by microprocessor					
Temp. setting method	Digital setting by UP / DOWN key					
Temp. display	Measurement temp. : Digital display by green LED Setting temp. : Digital display by red LED					
Timer	1 min. to 99 hrs. 59 min. and 100 hrs. to 999 Hrs. 50 min. with timer wait function					
Operation function	Fixed temperature operation, Program operation, Auto start, Quick auto-stop, Auto-stop					
Program mode	Program operation : 30 steps (30 steps×1 pattern, 15 steps×2 pattern, 10 steps×3 pattern) Repeat function					
Additional functions	Calibration off-set function, Key lock, Uninterruptible power for memory					
Heater circuit control	SSR control					
Sensor	K-thermocouple (for temp. adjustment, individual overheating prevention)					
Safety device	Self diagnosis functions (Temp. sensor abnormal, Heater disconnection, SSR- short, Automatic overheating prevention), Key lock function, Overheat protector, Electric leakage breaker with over current protection					
Internal dimensions (W×D×H)	300×300×300mm	450×450×450mm	600×500×500mm		600×500×1000mm	1070×500×1000
External dimensions*1(W×D×H)	410×451×670mm	560×601×820mm	710×651×870mm		710×651×1608mm	1180×651×1616
Internal capacity	27L	90L	150L		300L	535L
Shelf plate with standard load	Approx. 15kg/piece					
Shelf rest step number/Shelf rest pitch	6 steps / 30mm	11 steps / 30mm	13 steps / 30mm		29 steps / 30mm	29 steps×2 / 30mm
Power source 50/60Hz	115V8A / 220V4A	115V11A / 220V6A	115V13A	220V7A	220V12A	220V15A
Weight	Approx. 35kg	Approx. 50KG	Approx. 65kg		Approx. 110kg	Approx. 190kg
Shelf plate	Stainless steel, 1pc on the bottom screwed (DKN912C, 2 pcs)					
Shelf plate / bracket	2 pcs. / 4 pcs.				4 pcs. / 8 pcs.	8 pcs. / 16 pcs.

The length of the power cord is about 2 meters outside the unit

*1 Conditions : Temperature and humidity 23°C±5°C, 65%RH±20% (no load). Power supply voltage at 100V AC (200V). *2 Do not include protrusions

Forced convection circulation

Auto overheat prevention

overheat protector

Self-diagnosis

Key lock

Power outage compensation

Overcurrent ELB



300L
DKN812



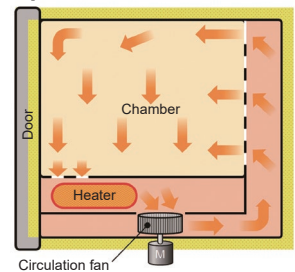
535L
DKN912



27L
DKN302

Method

[Side view]



Interior



DKN612



DKN912

Cable Port (Standard)



Exhaust port (Standard)




DKN302/402/602/611

Optional Items

No.	Product name	Product code
①	Stand ON30 for DKN302	211180
②	Stand ON61 for DKN402/602/612	211856
③	Stacking support OD40 for DKN402	212822
④	Stacking support OD60 for DKN602/612	212823
⑤	Shelf for DKN302	212068
⑥	Shelf for DKN402	212246
⑦	(with support 2 pcs) for DKN602/612/812	212266
⑧	for DKN912	212490
⑨	*Cable port 25mm dia	281121
⑩	*Cable port 50mm dia	281122
⑪	*Temperature output terminal (4-20 mA)	281123
⑫	*External alarm terminal/ time-up output terminal (to choose either)	281124
⑬	*External communication function (RS485)	281125
⑭	*External communication adapter (changeable to RS232C)	281126
⑮	Seismic mat for DKN302/402/602/612	296902

* Please specify when ordering main unit.

Control Panel

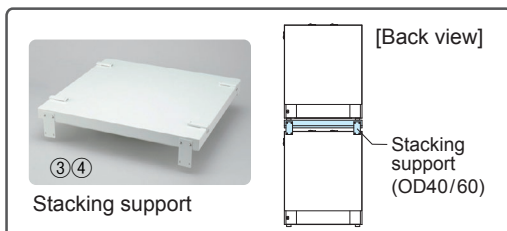
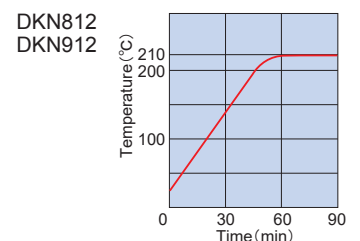


⑤⑥⑧
Stainless punching metal shelf (with bracket 2pcs)



⑬
Seismic mat

Temp. Rising Curve



③④
Stacking support

Dimensions (Unit:mm)

