
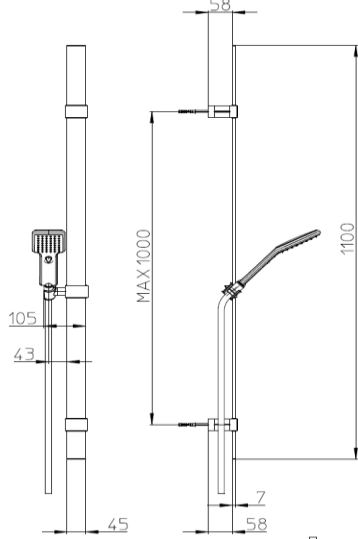
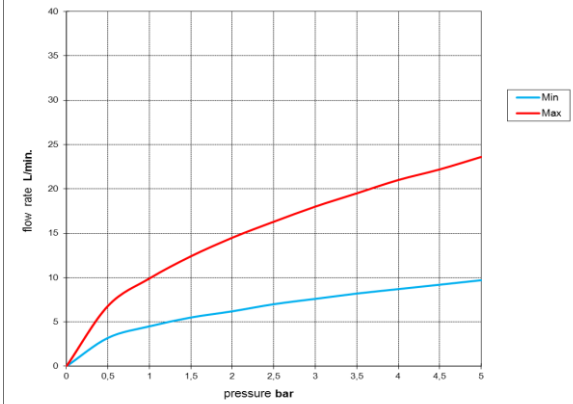


BOSSINI		SCHEDA TECNICA TECHNICAL SHEET		Date: 9/2/2016	Rev/0																																									
<b>Codice / Code:</b> <b>D46056</b>		<b>Descrizione / description:</b> Asta murale FLAT ottone cm 110 con supporti a muro regolabili, interasse massimo cm 100, doccia Agua-Life e flessibile Cromolux retinato nylon cm 150. <i>Cm 110 FLAT brass slide rail with adjustable brackets, maximum fixation distance cm 100, Agua-Life hanshower and Cromolux nylon reinforce hose cm 150.</i>																																												
<b>Foto / image</b>		<b>Disegni / drawings</b>																																												
																																														
<b>Grafico di portata / Flow rate diagram</b>																																														
<table border="1"> <thead> <tr> <th rowspan="2"></th> <th colspan="2">adjustable rain</th> </tr> <tr> <th>Min</th> <th>Max</th> </tr> </thead> <tbody> <tr> <td>0</td> <td>0</td> <td>0</td> </tr> <tr> <td>0,5</td> <td>3,2</td> <td>6,8</td> </tr> <tr> <td>1</td> <td>4,5</td> <td>9,9</td> </tr> <tr> <td>1,5</td> <td>5,5</td> <td>12,4</td> </tr> <tr> <td>2</td> <td>6,2</td> <td>14,5</td> </tr> <tr> <td>2,5</td> <td>7</td> <td>16,3</td> </tr> <tr> <td>3</td> <td>7,6</td> <td>18</td> </tr> <tr> <td>3,5</td> <td>8,2</td> <td>19,5</td> </tr> <tr> <td>4</td> <td>8,7</td> <td>21</td> </tr> <tr> <td>4,5</td> <td>9,2</td> <td>22,2</td> </tr> <tr> <td>5</td> <td>9,7</td> <td>23,6</td> </tr> <tr> <td>pressure bar</td> <td colspan="2">flow rate L/min</td> </tr> </tbody> </table>			adjustable rain		Min	Max	0	0	0	0,5	3,2	6,8	1	4,5	9,9	1,5	5,5	12,4	2	6,2	14,5	2,5	7	16,3	3	7,6	18	3,5	8,2	19,5	4	8,7	21	4,5	9,2	22,2	5	9,7	23,6	pressure bar	flow rate L/min					
	adjustable rain																																													
	Min	Max																																												
0	0	0																																												
0,5	3,2	6,8																																												
1	4,5	9,9																																												
1,5	5,5	12,4																																												
2	6,2	14,5																																												
2,5	7	16,3																																												
3	7,6	18																																												
3,5	8,2	19,5																																												
4	8,7	21																																												
4,5	9,2	22,2																																												
5	9,7	23,6																																												
pressure bar	flow rate L/min																																													
<b>MATERIALI / materials</b>																																														
<b>Slide Rail</b> : Brass (bar), ABS (brackets) - <b>Shower</b> : ABS (body), Acetal (inserts), NBR (gaskets), Silicone (nozzles) - <b>Hose</b> : PVC+Nylon (tube), Brass (end connectors), EPDM (gaskets).																																														
<b>CARATTERISTICHE IDRAULICHE / hydraulic features</b>																																														
	pressione pressure	portata flow rate	temperatura temperature	solo per miscelatori termostatici only for thermostatic mixers																																										
min	1 bar	/	--	Blocco di sicurezza safety lock	/																																									
max	5 bar	/	<70°C	Temperatura acqua fredda cold water temperature	/																																									
consigliata recommended	2-3 bar	9 L/min	°C	Temperatura acqua calda hot water temperature	/																																									
<b>CERTIFICAZIONI / CERTIFICATIONS:</b>																																														
<b>Hose</b> : ACS (FRA), NF [EN 1113] (FRA); <b>Shower</b> : ACS (FRA), IAPMO, CSA [ASME A112.18.1-CSA B125.1] (USA/CAN), WATERMARK [AS/NZS 3662:2005] (AUS), WELS PUB [1 thick] (SGP)																																														
<b>CONFORMITA' / CONFORMITY:</b>																																														
1112; Chrome plating - EN 248					EN																																									