

	SCHEDA TECNICA TECHNICAL SHEET	Date: 07/03/2018	Rev 0

Codice / Code: Z00119 + Z00062	Parti incasso miscelatore monocomando 5 Vie da 1/2" Concealed parts single lever mixer 5 Ways 1/2" diverter
---	--

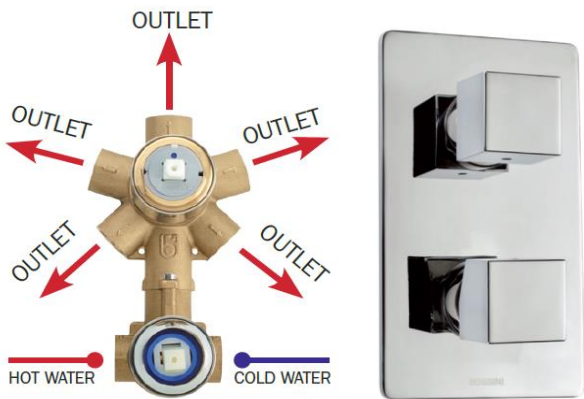
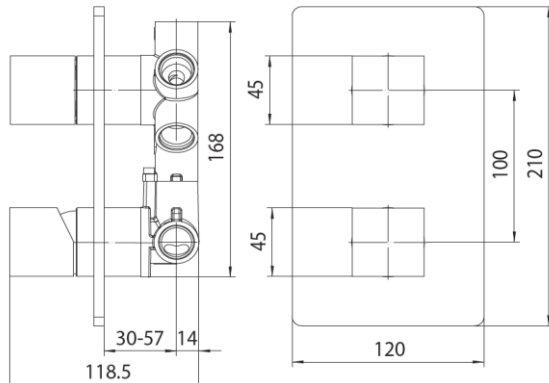
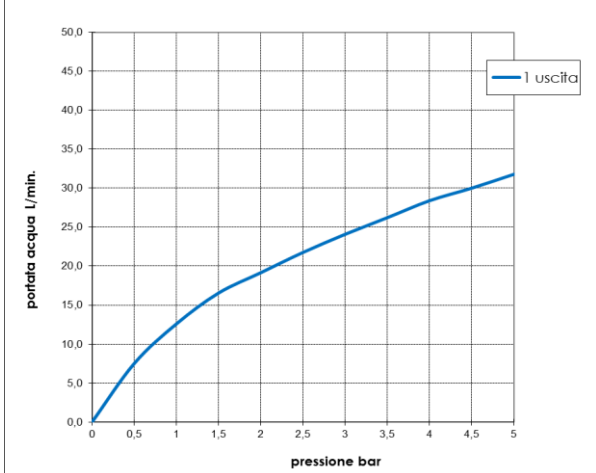
Foto / image  <p style="text-align: center;">Z00119 Z00062</p>	Disegni / drawings 
--	---

Grafico di portata / Flow rate diagram																																																	
<table border="1"> <thead> <tr> <th></th> <th>1 uscita</th> </tr> </thead> <tbody> <tr><td>0</td><td>0,0</td></tr> <tr><td>0,5</td><td>7,5</td></tr> <tr><td>1</td><td>12,6</td></tr> <tr><td>1,5</td><td>16,6</td></tr> <tr><td>2</td><td>19,2</td></tr> <tr><td>2,5</td><td>21,8</td></tr> <tr><td>3</td><td>24,1</td></tr> <tr><td>3,5</td><td>26,2</td></tr> <tr><td>4</td><td>28,4</td></tr> <tr><td>4,5</td><td>30,0</td></tr> <tr><td>5</td><td>31,8</td></tr> </tbody> </table>			1 uscita	0	0,0	0,5	7,5	1	12,6	1,5	16,6	2	19,2	2,5	21,8	3	24,1	3,5	26,2	4	28,4	4,5	30,0	5	31,8	<table border="1"> <thead> <tr> <th>pressione bar</th> <th>portata L/min</th> </tr> </thead> <tbody> <tr><td>0</td><td>0,0</td></tr> <tr><td>0,5</td><td>7,5</td></tr> <tr><td>1</td><td>12,6</td></tr> <tr><td>1,5</td><td>16,6</td></tr> <tr><td>2</td><td>19,2</td></tr> <tr><td>2,5</td><td>21,8</td></tr> <tr><td>3</td><td>24,1</td></tr> <tr><td>3,5</td><td>26,2</td></tr> <tr><td>4</td><td>28,4</td></tr> <tr><td>4,5</td><td>30,0</td></tr> <tr><td>5</td><td>31,8</td></tr> </tbody> </table>	pressione bar	portata L/min	0	0,0	0,5	7,5	1	12,6	1,5	16,6	2	19,2	2,5	21,8	3	24,1	3,5	26,2	4	28,4	4,5	30,0	5
	1 uscita																																																
0	0,0																																																
0,5	7,5																																																
1	12,6																																																
1,5	16,6																																																
2	19,2																																																
2,5	21,8																																																
3	24,1																																																
3,5	26,2																																																
4	28,4																																																
4,5	30,0																																																
5	31,8																																																
pressione bar	portata L/min																																																
0	0,0																																																
0,5	7,5																																																
1	12,6																																																
1,5	16,6																																																
2	19,2																																																
2,5	21,8																																																
3	24,1																																																
3,5	26,2																																																
4	28,4																																																
4,5	30,0																																																
5	31,8																																																

MATERIALI / materials OTTONE/ZAMA - BRASS/ZAMA
--

CARATTERISTICHE IDRAULICHE / hydraulic features				
	pressione pressure	portata flow rate	temperatura temperature	<i>solo per miscelatori termostatici</i> <i>only for thermostatic mixers</i>
min	0,5bar	--	--	Blocco di sicurezza safety lock
max	5bar	--	--	Temperatura acqua fredda cold water temperature
consigliata recommended	2-3 bar	--	--	Temperatura acqua calda hot water temperature

CERTIFICAZIONI / CERTIFICATIONS CONFORMITA' / CONFORMITY UNI EN 817
