

Other models in this range:
 MAR 56 - MAR 106 - MAR 126
 MAR 206 - MAR 306
 Split versions:
 MAR 78 - MAR 128 - MAR 208
 MAR 308

Scale Ice Maker Units up to 570 Kg



ABS Ice Chute Cover: sold separately.



Gear box protection (hall effect)



Easy to remove water sump



Pulleys & belt system allows to modify ice thickness



Features

- Modular scale ice machine, production up to 570 Kg in 24h (@ 1 mm. ice thickness)
- Scale ice machine, in "compact system" version; built-in unit
- Storage bin not supplied, to be purchased separately
- AISI304 Stainless steel evaporator and ice scraper blade
- Redesigned evaporator compartment end-walls
- Foodgrade ABS plastic water sump tray, easy remove for cleaning and sanitising
- Electromechanical control panel
- Electrical protections, rotation speed & reverse phase controls
- Low- water sensor protection
- Hermetic compressor
- Choice of air or water cooled condenser
- Drive motor / gear reducer with V-Belt drive
- Storage bin thermostatic ice level sensor
- Stainless steel panels in scotch-brite finish, with rounded corners, easy to remove for maintenance
- ON/OFF manual switch, with weekly programmable timer

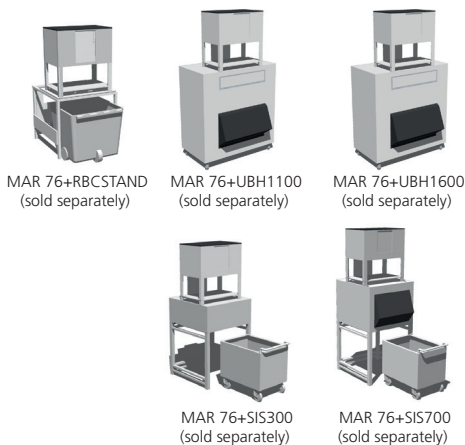
Accessories & Optional Features (to be specified upon order):

- Ice spout cover
- Ice chute extension 90cm
- Double ice chute 65cm
- Infrared ice sensor (replaces the thermostatic ice level control)
- UV lamp water sanitising system for bacterial control
- Stainless steel panels kit

MAR 76 Technologies



		 24h	 THICK ICE	 THIN ICE		 [WxDxH mm] 906x813x1125 [WxDxH inches] 35 11/16 x 32 x 44 5/8
			 2 mm [kg] [lbs]	 1 mm [kg] [lbs]		
MAR 76 AS			510 1124	570 1257		
MAR 76 WS			510 1124	570 1257		



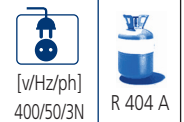
MAR 76+RBCSTAND (sold separately)

MAR 76+UBH1100 (sold separately)

MAR 76+UBH1600 (sold separately)

MAR 76+SIS300 (sold separately)

MAR 76+SIS700 (sold separately)



Humidity 2%

Ice scales are the coldest form of ice. Formed at -6° to -12°Celsius, they are very dry, containing less than 2% residual water. Scales look like fragments of glass, have an irregular shape and a thickness that can be adjusted at 1 or 2 mm.

This product qualifies for the following listings:



2 Years Warranty

Subject to certain limitations and exclusions

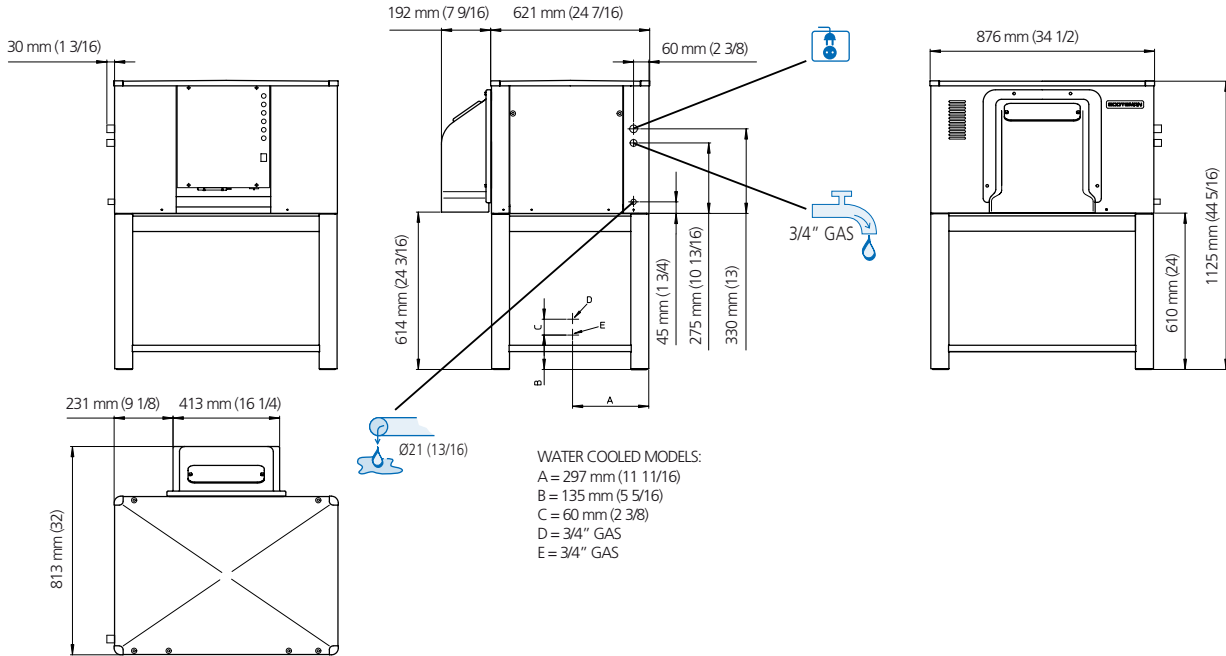
Certified ISO 9001

www.scotsman-ice.it
www.scotsman-ice.com

Models and specifications are subject to change without notice.

Other models in this range:
 MAR 56 - MAR 106 - MAR 126
 MAR 206 - MAR 306
 Split versions:
 MAR 78 - MAR 128 - MAR 208
 MAR 308

Scale Ice Maker Units up to 570 Kg



MAR 76 AIR COOLED

°C / °F	50° / 10°		60° / 15°		70° / 21°		90° / 32°	
	10°	510	500	485	460	460	460	kg
50°	1124	1102	1069	1014	1014	1014	lbs	
21°	460	450	440	415	415	415	kg	
70°	1014	992	970	915	915	915	lbs	
32°	420	405	395	370	370	370	kg	
90°	926	893	871	816	816	816	lbs	
38°	390	375	365	340	340	340	kg	
100	860	827	805	750	750	750	lbs	



WITH THICK ICE SETTINGS

MAR 76 WATER COOLED

°C / °F	50° / 10°		60° / 15°		70° / 21°		90° / 32°	
	10°	510	500	485	460	460	460	kg
50°	1124	1102	1069	1014	1014	1014	lbs	



WITH THICK ICE SETTINGS



Minimum

10°C (50°F)



Maximum

40°C (104°F)

5°C (41°F)

35°C (95°F)

-10%

+10%

1 BAR
14 psi

5 BAR
70 psi

	Standard TE (T cond.+54,5°C - T evap.-23,3°C)										
	[W]	[Btu/h]	[Ø mm ²] [AWG]	[W]	FUSE	[kWh] - 100 Kg	[l/h]	[gal/h]	[kg] [lbs]	[kg] [lbs]	
MAR 76 AS	2250	7670	5x1,5 AWG15	2500	16 A	15,2	16,5	3,3	187 412	204 449	
MAR 76 WS	2250	7670	5x1,5 AWG15	2500	16 A	12,4	330	87,2	184 405	201 442	

IMPORTANT NOTICE:

Models and specifications are subject to change without notice.
 This spec sheet is meant for commercial purpose only.
 For technical documentation please refer to our service manuals.

www.scotsman-ice.it
www.scotsman-ice.com