

Storage Ice Shuttle 137 Kg



Features



- Suspended, Single door, Ice Storage Bin with Ice Shuttle cart(s), for Cube, Flake, Superflake, Nugget, Cubelet and Scale ice.
- New sleek, contemporary styling. A perfect match to MC, MV, MF, MFN and N Scotsman modular HoReCa, Food Retail and Industrial cube ice machines.
- Stainless steel exterior for both storage and frame.
- Storage compartment is heavy duty.
- Frame can be pre-assembled or shipped as kit. In this case, castored cart is loaded within the ice storage compartment, for reduced freight and storage costs.
- Pre-cut top panel, to accommodate multiple Scotsman icemakers.
- Ice falls from ice machine into storage compartment, with Polyethylene interior, sanitary and easy to clean. It is allowed into the shuttle carts through a guillotine-style dosage system, first in - first out fashion, for assured ice freshness.
- No more ice transferring operations from your storage: ice is gravity-fed into the shuttle cart. And to distribute your ice at the usage point, ice shuttle cart(s) are equipped with easy to use and hygienically proven ice totes (accessory).
- Convenient multi position ice guillotine prevents ice spillage and assists during ice loading operations.
- To accelerate flow during ice extraction, ice paddle (and hanging bracket) are available standard.
- Storage compartment bin door is spring loaded for safe usage and tight seal. Made in durable rotocast plastic, is light yet durable, withstanding typical rough handling of busy working environments.
- Bin door frame is sturdy and ergonomic, accommodating the hinge mechanism of Scotsman state of the art bin door.
- Polyurethane Insulation assures long periods of ice storage, reducing ice melt.
- Sliding polyethylene inspection windows are handy for visual control and initial paddle operation.
- Load resistant, stainless steel adjustable legs, have flanged feet for stability and ease of height adjustment.
- Heavy-duty frame, hosts base with built-in drain for bin and cart. Drain connection is reversible.

Shuttle ice cart

- Each SIS Ice Storage and Shuttle System is shipped with it's own Shuttle cart(s).
- Shuttle carts are wheeled at the usage point, with little effort and maximum ice hygiene.
- Shuttle cart(s) bay is equipped with melting ice water drainage system, easily connected the floor water drain.
- A manual drain activation system is easily operated to properly dispose of drain water while shuttle cart is positioned in its load position.
- Six ice totes (accessory) fit conveniently in the Shuttle cart(s), and may be covered with the shuttle lids for longer storage periods.
- High density, non-corroding Polyethylene Ice Shuttle interior is designed with easy-to-clean rounded corners, and resists scratches and scuffs from ice scoops.
- Ice Shuttle handle-bar is in 304 stainless steel with anti-slip rubber treatment, for ease of steering and durability.

Accessories

- Additional ice Shuttle cart.
- Ice carrying totes (set of 6, one set per cart) (Shuttle holds 50 kg (110 lbs) of ice once totes are used)
- Plastic Shovel.
- Ice Paddle and side-panel bracket (supplied as standard).



Application capacity is calculated on 90% of total volume in the cubic feet x 34 lb/ft³ - 545 kg/m³.

AHRI capacity is calculated on 80% of total volume in the cubic feet x 30 lb/ft³ - 481 kg/m³.

	Application Capacity		Application Capacity with Cart		N° Carts
	[kg]	[lbs]	[kg]	[lbs]	
SIS300	137	301	137+73=210	301.4+160.6=462	1

[WxDxH mm]
880x1020x1332

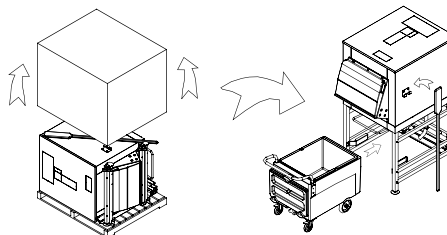
[WxDxH inches]
34 3/4" x 46 1/4" x 52 1/2"

This product qualifies for the following listings:



2 Years Warranty

Subject to certain limitations and exclusions

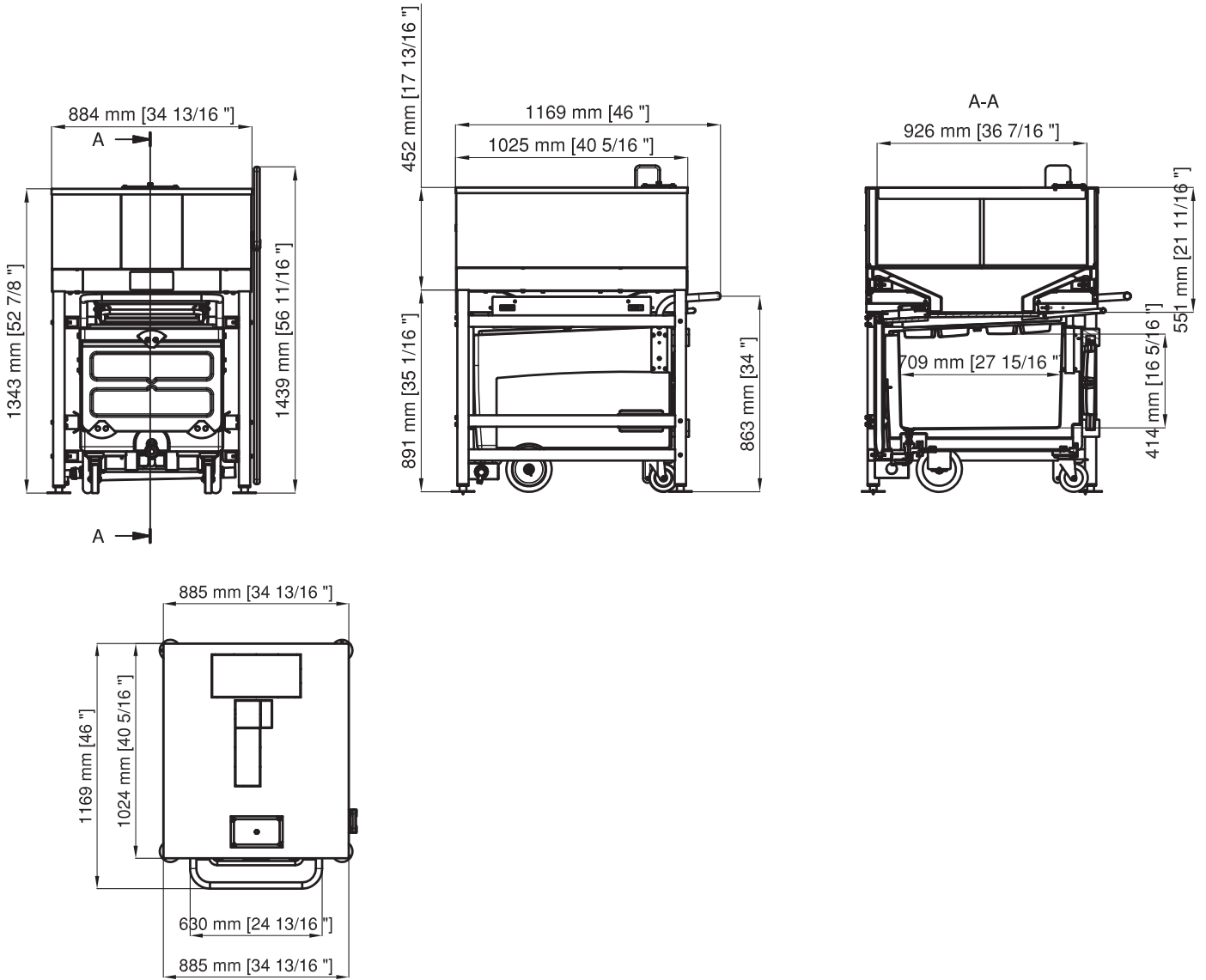



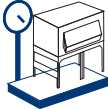

Certified ISO 9001

www.scotsman-ice.it
www.scotsman-ice.com

Models and specifications are subject to change without notice.

Storage Ice Shuttle 137 Kg



	 [shipping size mm]	 [kg] [lbs]	 [kg] [lbs]
SIS300	1130x1325x1495	120 264	162 356

IMPORTANT NOTICE:
Models and specifications are subject to change without notice.
This spec sheet is meant for commercial purpose only.
For technical documentation please refer to our service manuals.

www.scotsman-ice.it
www.scotsman-ice.com