



LIGHT DUTY MODEL LC-50

COMMERCIAL DISPOSER FOR LIGHT DUTY FOODSERVICE USE

PRODUCT FEATURES & SPECIFICATIONS

IDEAL FOR LIGHT DUTY APPLICATIONS

- Coffee shops
- Convenience stores
- Quick service restaurants
- Assisted living or nursing stations
- Business & industry

PRODUCT OVERVIEW

- Foodservice design with the ease and flexibility of a household unit
- Disposer mounting included with unit fits standard 3-1/2" to 4" (88.9 mm to 101.6 mm) sink opening — no welding required!
- Standard wall switch operates the disposer
- Automatic reversing motor for longer life and trouble-free operation
- Stainless steel grind chamber
- Cast nickel chrome cutting element
- 35 lb. (15.9 kg) shipping weight
- 1/2 HP continuous-duty commercial motor
- 1725 RPM
- Single Phase



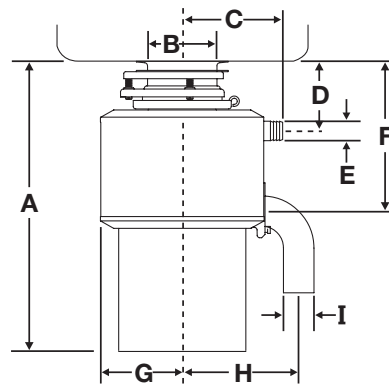
ON-SITE
PARTS & LABOR
WARRANTY

ELECTRICAL SPECIFICATIONS

- LC50-11 – 120V, 60 Hz, 5.8 amps, **CUL**
- LC50-12 – 230V, 50/60 Hz, 375 watts
- LC50-13 – 220-240V, 50 Hz, 375 watts, **BEAB**, supplied with shuko plug
- LC50-14 – 120V, 60 Hz, 5.8 amps, **NOM**

IMPORTANT: The model LC-50 is designed specifically for **light duty** foodservice use. Use of this disposer in applications other than those named above may void your warranty. If you are unsure of a potential application, call the factory at 1-800-845-8345.

DIMENSIONS



A	14-1/4"	361.9 mm
B	3-5/16" min. ID	85.1 mm
C	4-15/16"	125.2 mm
D	3-7/16"	86.8 mm
E	15/16" DIA	24.3 mm
F	7-3/8"	187.1 mm
G	4"	101.6 mm
H	5-3/4"	145.2 mm
I	15/16" ID	23.8 mm

NOTE: Plumb 1-1/2" (38.1 mm) waste line to prevent standing water in disposer motor housing.

A complete collection of our product drawings is available for download at the **InSinkErator Revit/CAD Library**, which can be found at www.insinkerator.com/foodservice. Product information is also accessible on **The KCL CADalog**. More information is available from KCL at www.kclcad.com.



4700 21st STREET
RACINE, WI 53406
TEL: 800-845-8345
FAX: 262 554-3620

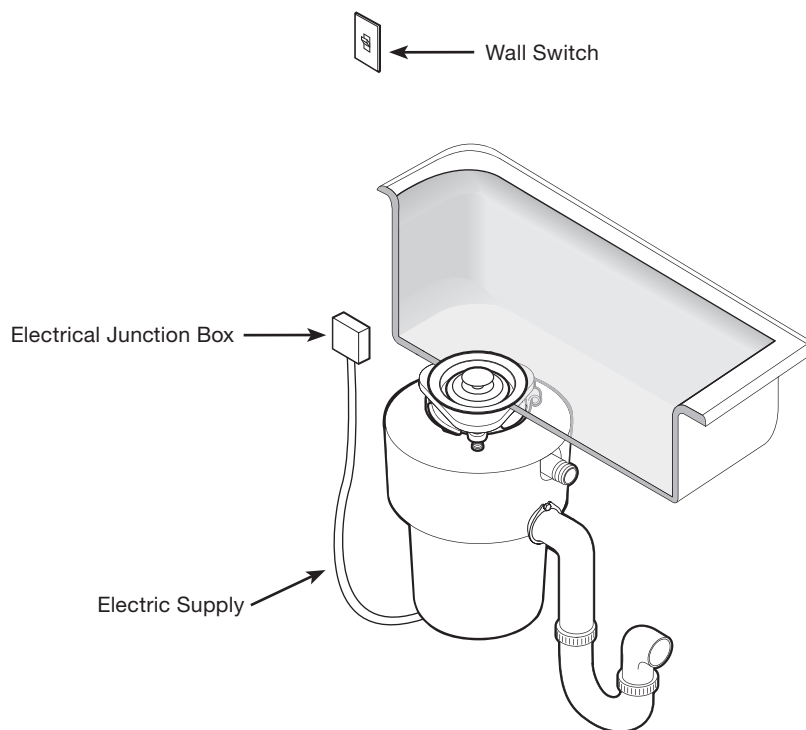
www.insinkerator.com/foodservice



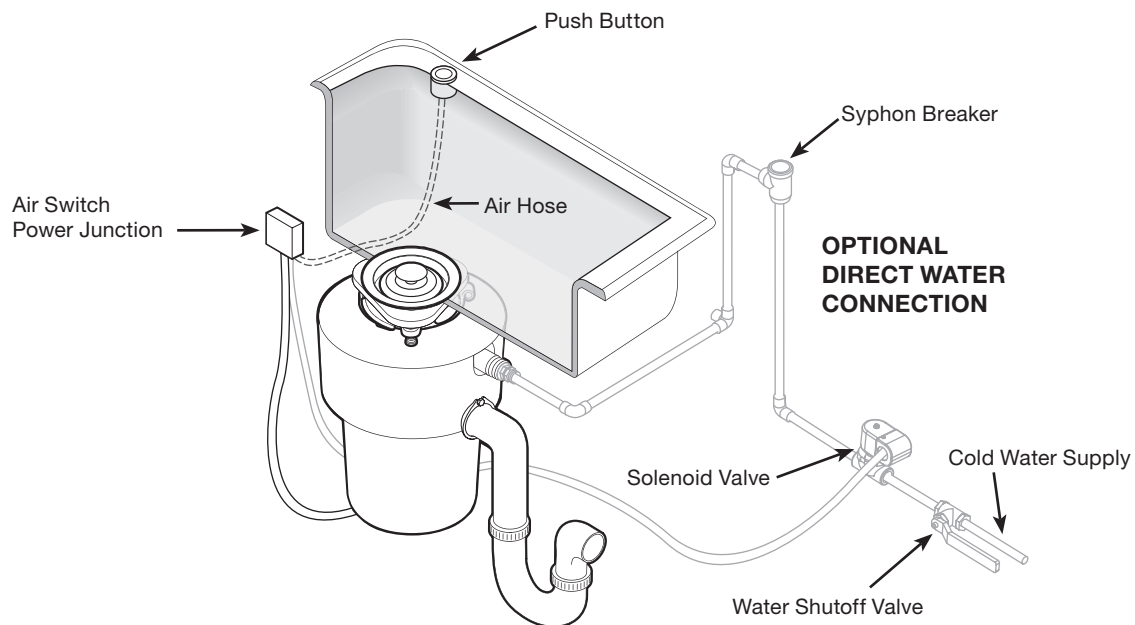
The Emerson logo is a trademark and a service mark of Emerson Electric Co.



INSTALLATION WITH WALL SWITCH



INSTALLATION WITH REMOTE AIR SWITCH AND OPTIONAL DIRECT WATER CONNECTION



NOTE: InSinkErator Commercial Air Switch (Part No. 13754) is available for 120V model only.